

U.S. Census Bureau
Atlanta Region

Mr. George Grandy, Jr.
Regional Director

August 20, 2020

MISSISSIPPI

2020 Census Self-Response Weekly Highlights




Sorority, Claiborne officials talk safety and Census

The Census Bureau partnered with Claiborne County Emergency Management, Claiborne County Board of Supervisors and the Claiborne and Jefferson County Alumnae chapters of Delta Sigma Theta Sorority, Inc., on a mask distribution and Census drive on August 8. The giveaways were held at four fire stations: Market Street, Pattison, Hermanville and Russum. Fire Chief Chauncy Walker and CCC member/Delta Sigma Theta President Jo Smith were on hand to help at the event, which gave residents the opportunity to complete their Census. More than 5,000 masks were given away and more than 40 carloads of people completed their census on site.



Collins Hosts Push Days Events

The City of Collins gave their residents a double opportunity to respond to the Census at City Hall during "Push Days," August 14th and 17th. During the day while residents paid their utility bills, the staff at City Hall also helped them respond to the Census. Over the course of two days, more than 30 residents completed their Census. Mayor Hope Magee Jones and City Clerk Suzette Davis committed to ensuring every resident in the City of Collins is counted during the 2020 Census. The mayor's nephew, Demario Davis, a former resident of Collins and a linebacker with the New Orleans Saints, also partnered with the Census Bureau, doing PSAs that are being used throughout his hometown area.



Mississippi
Self-Response

58.1%

National
Self-Response

64.2%



Town of Sidon

Sidon Mayor Opens Town Hall for Census Event

On Friday, August 14, 2020, Mayor Johnnie Neal and residents pushed the 2020 Census at the Town Hall in Sidon, Mississippi. Residents of Sidon visited the town hall for a free blood pressure check, free masks, and to complete their 2020 Census. Having an MQA on-site was a plus, and residents appreciated the assistance. Mayor Neal promoted the 2020 Census on Facebook as well.

Hiring Expo and Outreach to Hispanic Community in Biloxi, MS

On Wednesday, August 12, 2020 from 10am-2pm, at the Biloxi Civic Center (Harrison County), Goodwill of South Mississippi, and partners hosted a hiring expo that featured Census Public Service Announcements. During the week of August 17, a food distribution for the Hispanic community took place at El Pueblo, in Biloxi. Census partners were on hand to help the Hispanic community complete their 2020 Census.

Dental Clinic Assists in Jackson

On Friday August 21, 2020, staff and volunteers at Affordable Dentures and Implants in Jackson wore shirts and masks with special Census messages to encourage their customers to fill out their Census; the name of the event is "It's Not Too Late!".

"All About Me" in Pearl, MS

On Monday, August 10th, the Hinds CC Early Childhood Education Center conducted an event called "All About Me". At the event, they shed light on the importance of counting children 5 and under on the Census.

Cary Hosts Food Giveaway and Census Sign-up

A food giveaway sponsored by the Town of Cary, MS, Food Network and the Cary Christian Center was held on Friday, August 14th. Census staff spoke with residents while they waited in line. This food distribution is held biweekly in Sharkey County. Residents who had not completed their census informed the town clerk once they completed it. It was a successful event for the community.



STATE OF MISSISSIPPI RANKING BY COUNTY

Self-Response Rate as of 8.20.2020

1 DeSoto, Mississippi	70.4%	31 Lauderdale, Mississippi	56.5%	61 Jefferson Davis, Mississippi	50.7%
2 Madison, Mississippi	70.1%	32 Panola, Mississippi	56.3%	62 Holmes, Mississippi	50.5%
3 Rankin, Mississippi	66.5%	33 Marion, Mississippi	56.2%	63 Lafayette, Mississippi	50.0%
4 Jackson, Mississippi	65.2%	34 Tippah, Mississippi	56.0%	64 Calhoun, Mississippi	49.3%
5 Tate, Mississippi	64.1%	34 George, Mississippi	56.0%	65 Kemper, Mississippi	49.2%
6 Union, Mississippi	63.3%	36 Simpson, Mississippi	55.7%	66 Greene, Mississippi	48.7%
6 Harrison, Mississippi	63.3%	36 Neshoba, Mississippi	55.7%	67 Lawrence, Mississippi	46.9%
8 Lee, Mississippi	62.8%	38 Copiah, Mississippi	55.5%	68 Perry, Mississippi	46.8%
9 Lowndes, Mississippi	62.2%	39 Scott, Mississippi	55.3%	69 Quitman, Mississippi	46.5%
10 Lamar, Mississippi	62.1%	40 Yalobusha, Mississippi	55.1%	70 Claiborne, Mississippi	46.4%
11 Prentiss, Mississippi	61.5%	40 Leflore, Mississippi	55.1%	71 Sharkey, Mississippi	46.3%
11 Itawamba, Mississippi	61.5%	42 Webster, Mississippi	54.9%	72 Smith, Mississippi	45.5%
13 Winston, Mississippi	60.7%	42 Grenada, Mississippi	54.9%	73 Noxubee, Mississippi	44.7%
14 Hinds, Mississippi	60.4%	44 Washington, Mississippi	54.7%	74 Carroll, Mississippi	44.4%
15 Alcorn, Mississippi	60.3%	44 Montgomery, Mississippi	54.7%	75 Tunica, Mississippi	44.3%
16 Monroe, Mississippi	59.9%	46 Wayne, Mississippi	54.6%	76 Amite, Mississippi	44.0%
17 Warren, Mississippi	59.8%	46 Jones, Mississippi	54.6%	77 Jefferson, Mississippi	43.8%
17 Pontotoc, Mississippi	59.8%	46 Attala, Mississippi	54.6%	78 Jasper, Mississippi	38.8%
19 Forrest, Mississippi	59.5%	49 Bolivar, Mississippi	54.2%	79 Franklin, Mississippi	37.6%
20 Chickasaw, Mississippi	59.4%	50 Yazoo, Mississippi	53.9%	80 Tallahatchie, Mississippi	33.0%
21 Marshall, Mississippi	59.1%	50 Humphreys, Mississippi	53.9%	81 Issaquena, Mississippi	32.8%
22 Clay, Mississippi	58.8%	52 Clarke, Mississippi	53.4%	82 Wilkinson, Mississippi	31.1%
23 Newton, Mississippi	58.5%	53 Walthall, Mississippi	53.2%		
24 Hancock, Mississippi	58.2%	53 Choctaw, Mississippi	53.2%		
24 Adams, Mississippi	58.2%	55 Covington, Mississippi	52.5%		
26 Sunflower, Mississippi	58.1%	56 Pike, Mississippi	52.0%		
27 Leake, Mississippi	57.4%	57 Benton, Mississippi	51.9%		
28 Lincoln, Mississippi	57.3%	58 Coahoma, Mississippi	51.7%		
29 Stone, Mississippi	56.6%	59 Oktibbeha, Mississippi	51.1%		
29 Pearl River, Mississippi	56.6%	60 Tishomingo, Mississippi	51.0%		

Please respond online or by phone:

[MY2020CENSUS.GOV](https://my2020census.gov)

1.844.330.2020

SELF-RESPONSE RATES FOR CONGRESSIONAL DISTRICTS

S T A T E O F M I S S I S S I P P I



Trent Kelly
District 1
61.1%



Bennie Thompson
District 2
55.5%

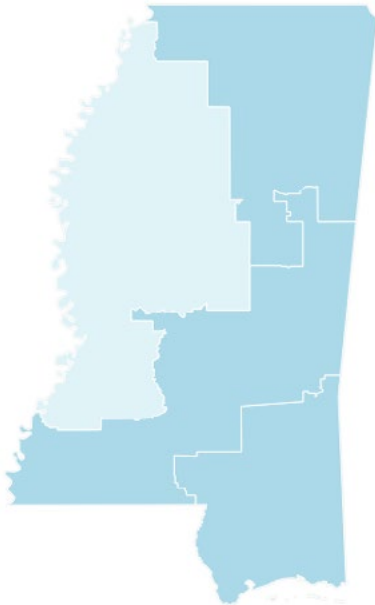


Michael Guest
District 3
57.1%

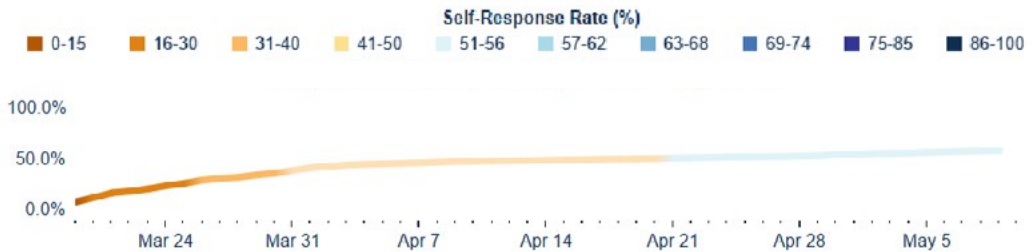
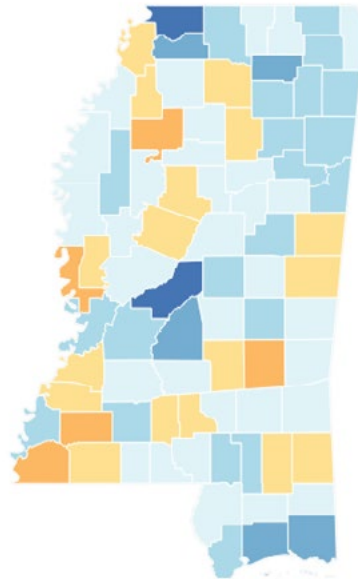


Steven Palazzo
District 4
60.1%

Congressional



County



Please respond online or by phone:
[MY2020CENSUS.GOV](https://my2020census.gov)
 1.844.330.2020

HOW TO IDENTIFY A CENSUS TAKER

To Ensure EVERYONE is counted, Census takers are visiting households that have not yet responded to the 2020 Census to collect their responses in person.



PPE MASK

All Census takers are required to wear a PPE mask.



2020 CENSUS BADGE

Census employees will possess an authentic work badge with logo and employee's name.



2020 CENSUS PHONE

Census employees will possess an iPhone® with Census logo on back.



U.S. CENSUS TOTE BAG

Census employees will carry a tote bag with the Census logo on it.

NOTICE OF VISIT:

If no one is home, Census takers will leave a Notice of Visit with info on how to respond.

Respond TODAY at
[MY2020CENSUS.GOV](https://my2020census.gov)
1-844-330-2020 (English)
or 1-844-468-2020 (Spanish)

Shape
your future
START HERE >

United States®
Census
2020